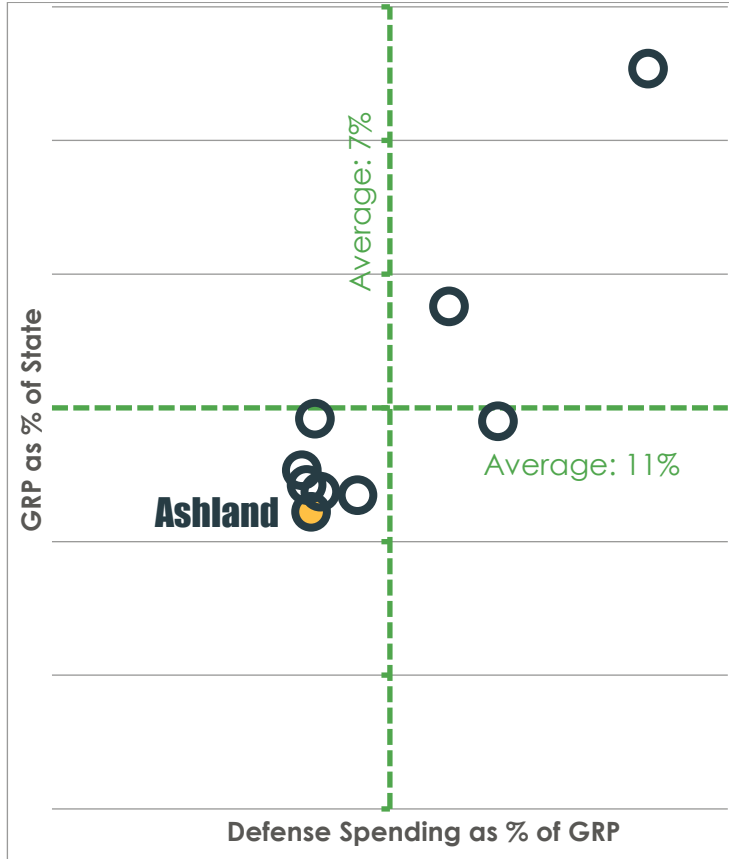




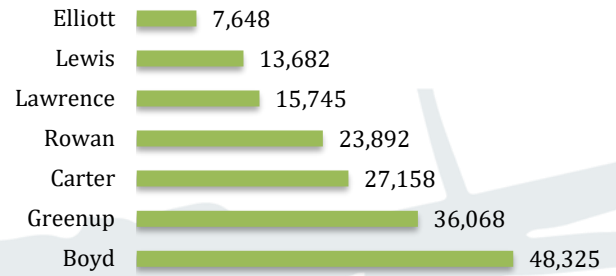
ASHLAND REGIONAL REPORT

Defense Spending & Gross Regional Product



Population by County

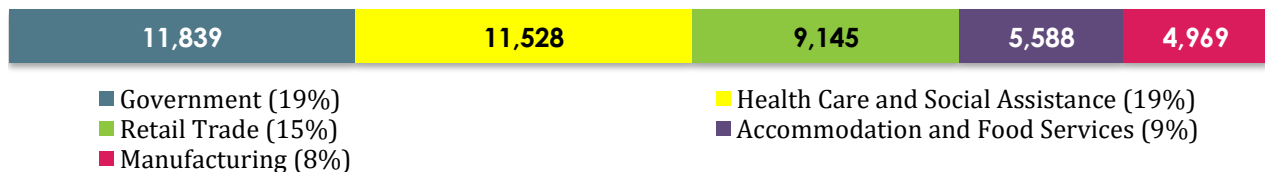
**Ashland Region Population:
172,518**



- Regional Outlook:** The Ashland Region has the lowest Gross Regional Product of the regions in Kentucky, as well as the second lowest amount of defense spending as a percentage of Gross Regional Product. The GRP of the region is \$5,421,684,470 and the amount of DoD contracts performed in the region in FY 2015 is \$12,421,092, which is 0.2% percent of GRP.
- Population:** The population of the Ashland Region is 172,518, which is 3.9% of the population of the state.

Top 5 Industries by Job in Region

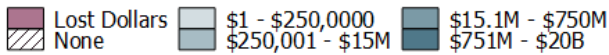
The numbers shown in the bar chart below represent the top five industries' share of all jobs held in the Ashland Region. The region is experiencing negative job growth, with a negative 7.6% change from 66,132 jobs in 2005 to 61,099 jobs in 2016.





ASHLAND REGIONAL REPORT

DoD Funding Performed in Region



Economic Impact of DoD Funding

Total Economic Impact		
Total Economic Output (Sales)	Total Jobs	Total Earnings
\$96,934,694	854	\$21,890,236
----- Multipliers -----		
Sales Multiplier	Jobs Multiplier	Earnings Multiplier
1.19	1.35	1.70

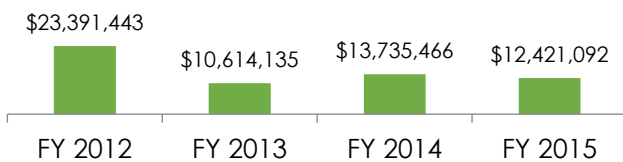
Ashland DOD Employment: 520

When considering the overall impact of DoD funding, the multiplier effect causes the importance of DoD funding to increase. With a sales multiplier of 1.19, the total economic output is 1.7% of GRP. Similarly, the earnings multiplier of 1.7 means that the total economic impact of DoD funded earnings nearly doubled.

Top Contractors in the Ashland Region

Company	City	FY 2015 Total	FY12-15 Total
Carter Industries, Inc.	Olive Hill	\$7,529,896	\$33,756,009
Ashland Sales and Service Company, Inc.	Olive Hill	\$3,128,578	\$19,821,633
Robinson Contracting, Inc.	Greenup	\$37,788	\$2,115,568
Massillon Construction and Supply, LLC	Greenup	\$1,019,951	\$1,019,951
Lyndco, Inc.	Greenup	\$0	\$480,031
LKJ Crabbe, Inc.	Grayson	\$0	\$470,793
Prus Contracting, LLC	Greenup	\$27,024	\$446,436
Stantec Tetra Tech Jv	Greenup	\$292,412	\$292,412
Louderback Family Investments, Inc.	Morehead	(\$1,835)	\$174,182
Solar Energy Solutions LLC	Louisa	\$12,397	\$157,787

Ashland Region DoD Funding by Year



The top contractor in the Ashland region is Carter Industries with \$33.8 million in total funding from fiscal year 2012 to 2015. Only two contractors received more than \$5 million in total funding, while the fifth largest contractor received less than \$500,000 total.

DoD Funding in the Ashland region has ranged from a high of more than \$23 million in 2012 to a low of \$10.6 million in 2013. It is not clear if there is a trend in the region, or if the annual levels reflect the ebb and flow of multi-year contracts.